





































19 200m Backstroke Women Heat



Official



Total



Rank	Competitor	Age	Club	RT	PTS	Result	
1	 Isabelle Gibson	19	 Club 37	0.74		2:09.98 Entry: 2:11.09 -1.11	Q
	25m: 14.73 50m: 30.49 (16.76) 75m: 47.04 (16.55) 100m: 1:03.59 (16.55) 125m: 1:20.11 (16.52) 150m: 1:36.82 (16.71) 175m: 1:53.86 (17.04) 200m: 2:09.98 (16.12)						
2	 Hanna Abdou	18	 Wharenui Swim Club	0.60		2:10.09 Entry: 2:11.36 -1.27	Q
	25m: 15.23 50m: 31.45 (16.22) 75m: 47.94 (16.49) 100m: 1:04.66 (16.72) 125m: 1:20.63 (15.97) 150m: 1:36.85 (16.22) 175m: 1:53.51 (16.66) 200m: 2:10.09 (16.58)						
3	 Ivy Miller (V)	18	 Swimming New South Wales Aus	0.58		2:10.68 Entry: 2:14.47 -3.79	Q
	25m: 14.66 50m: 30.53 (15.87) 75m: 46.82 (16.29) 100m: 1:03.54 (16.72) 125m: 1:20.29 (16.75) 150m: 1:37.32 (17.03) 175m: 1:54.22 (16.90) 200m: 2:10.68 (16.46)						
4	 Georgina McCarthy	23	 Hamilton Aquatics	0.67		2:10.81 Entry: 2:08.45 +2.36	Q
	25m: 15.00 50m: 30.93 (15.93) 75m: 47.38 (16.45) 100m: 1:04.09 (16.71) 125m: 1:20.84 (16.75) 150m: 1:37.62 (16.78) 175m: 1:54.39 (16.77) 200m: 2:10.81 (16.42)						
5	 Sarah Bennett (V)	19	 Swimming New South Wales Aus	0.66		2:11.94 Entry: 2:11.53 +0.41	Q
	25m: 14.66 50m: 31.19 (16.53) 75m: 47.94 (16.75) 100m: 1:04.71 (16.77) 125m: 1:21.59 (16.88) 150m: 1:38.52 (16.93) 175m: 1:55.55 (17.03) 200m: 2:11.94 (16.39)						
6	 Bree... van Veldhuiz...	17	 Heretaunga Sundevils	0.65		2:12.36 Entry: 2:13.45 -1.09	Q
	25m: 15.04 50m: 31.21 (16.17) 75m: 47.91 (16.70) 100m: 1:04.93 (17.02) 125m: 1:21.77 (16.84) 150m: 1:38.80 (17.03) 175m: 1:55.76 (16.96) 200m: 2:12.36 (16.60)						
7	 Jesse Welsh	21	 Club 37	0.68		2:12.51 Entry: 2:08.03 +4.48	Q
	25m: 14.91 50m: 30.90 (15.99) 75m: 47.15 (16.25) 100m: 1:03.98 (16.83) 125m: 1:20.84 (16.86) 150m: 1:37.89 (17.05) 175m: 1:55.48 (17.59) 200m: 2:12.51 (17.03)						
8	 Bridie Quayle	17	 Wharenui Swim Club	0.77		2:14.39 Entry: 2:15.49 -1.10	Q
	25m: 15.33 50m: 31.71 (16.38) 75m: 48.69 (16.98) 100m: 1:05.85 (17.16) 125m: 1:22.94 (17.09) 150m: 1:40.17 (17.23) 175m: 1:57.51 (17.34) 200m: 2:14.39 (16.88)						
9	 Maisy Pronk (V)	17	 South Australia	0.62		2:14.44 Entry: 2:14.06 +0.38	Q
	25m: 15.16 50m: 31.55 (16.39) 75m: 48.90 (17.35) 100m: 1:06.58 (17.68) 125m: 1:23.70 (17.12) 150m: 1:41.24 (17.54) 175m: 1:58.22 (16.98) 200m: 2:14.44 (16.22)						
10	 Jade Lyles	14	 Phoenix Aquatics	0.68		2:14.49 Entry: 2:14.73 -0.24	Q
	25m: 15.07 50m: 31.08 (16.01) 75m: 47.79 (16.71) 100m: 1:04.62 (16.83) 125m: 1:21.96 (17.34) 150m: 1:39.37 (17.41) 175m: 1:57.19 (17.82) 200m: 2:14.49 (17.30)						
11	 Laura Menzies	16	 Wharenui Swim Club	0.76		2:14.56 Entry: 2:14.09 +0.47	Q
	25m: 15.13 50m: 31.53 (16.40) 75m: 48.34 (16.81) 100m: 1:05.42 (17.08) 125m: 1:22.26 (16.84) 150m: 1:39.62 (17.36) 175m: 1:57.51 (17.89) 200m: 2:14.56 (17.05)						
12	 Holly Stanford	18	 Trojans Swim Club	0.70		2:14.85 Entry: 2:17.74 -2.89	Q
	25m: 15.37 50m: 31.48 (16.11) 75m: 48.04 (16.56) 100m: 1:05.05 (17.01) 125m: 1:22.55 (17.50) 150m: 1:40.07 (17.52) 175m: 1:57.86 (17.79) 200m: 2:14.85 (16.99)						
13	 Hana Carnie	13	 Wanaka Swimming Club	0.72		2:15.60 Entry: 2:16.88 -1.28	Q
	25m: 15.56 50m: 31.62 (16.06) 75m: 48.02 (16.40) 100m: 1:05.06 (17.04) 125m: 1:22.60 (17.54) 150m: 1:40.27 (17.67) 175m: 1:58.25 (17.98) 200m: 2:15.60 (17.35)						
14	 Brooke Speers	16	 Greendale Swim Club	0.60		2:16.78 Entry: 2:19.74 -2.96	Q
	25m: 15.59 50m: 32.31 (16.72) 75m: 49.27 (16.96) 100m: 1:06.71 (17.44) 125m: 1:24.31 (17.60) 150m: 1:42.04 (17.73) 175m: 1:59.49 (17.45) 200m: 2:16.78 (17.29)						
15	 Charley Joyce	20	 North Shore Swimming Club	0.74		2:16.89 Entry: 2:16.00 +0.89	Q
	25m: 15.48 50m: 32.16 (16.68) 75m: 49.17 (17.01) 100m: 1:06.72 (17.55) 125m: 1:23.54 (16.82) 150m: 1:40.98 (17.44) 175m: 1:59.04 (18.06) 200m: 2:16.89 (17.85)						
15	 Paige Stringer	16	 Hamilton Aquatics	0.67		2:16.89 Entry: 2:18.92 -2.03	Q
	25m: 15.55 50m: 32.23 (16.68) 75m: 49.48 (17.25) 100m: 1:06.68 (17.20) 125m: 1:23.77 (17.09) 150m: 1:41.23 (17.46) 175m: 1:59.32 (18.09) 200m: 2:16.89 (17.57)						
17	 Kelsey Corbett (V)	14	 Off The Blocks Swim Team AUS	0.73		2:16.93 -3.94	



25m: 16.41 50m: 33.67 (17.26) 75m: 51.34 (17.67) 100m: 1:09.84 (18.50) 125m: 1:28.10 (18.26) 150m: 1:46.98 (18.88)
175m: 2:05.67 (18.69) 200m: 2:24.15 (18.48)



36  **Cloris Ding**  **15 United Swimming Club** 0.74 **2:24.30**
Entry: 2:25.10 **-0.80**
25m: 16.01 50m: 33.75 (17.74) 75m: 51.71 (17.96) 100m: 1:10.13 (18.42) 125m: 1:28.56 (18.43) 150m: 1:47.32 (18.76)
175m: 2:06.11 (18.79) 200m: 2:24.30 (18.19)



37  **Claire Borgmeyer (V)**  **17 South Australia** 0.62 **2:24.62**
Entry: 2:28.07 **-3.45**
25m: 15.69 50m: 33.06 (17.37) 75m: 51.69 (18.63) 100m: 1:10.23 (18.54) 125m: 1:29.12 (18.89) 150m: 1:47.86 (18.74)
175m: 2:06.85 (18.99) 200m: 2:24.62 (17.77)


38  **Indy Leeds**  **14 North Canterbury Swim Club Inc** 0.67 **2:24.86**
Entry: 2:25.22 **-0.36**
25m: 15.97 50m: 33.25 (17.28) 75m: 51.41 (18.16) 100m: 1:09.82 (18.41) 125m: 1:28.74 (18.92) 150m: 1:47.48 (18.74)
175m: 2:06.50 (19.02) 200m: 2:24.86 (18.36)



39  **Olivia Johnson**  **15 Murihiku Swimming Club** 0.68 **2:25.59**
Entry: 2:23.97 **+1.62**
25m: 16.90 50m: 34.83 (17.93) 75m: 53.01 (18.18) 100m: 1:11.54 (18.53) 125m: 1:30.03 (18.49) 150m: 1:48.79 (18.76)
175m: 2:07.39 (18.60) 200m: 2:25.59 (18.20)



40  **Jenna Borea**  **13 Jasi Swim Club** 0.73 **2:25.98**
Entry: 2:25.48 **+0.50**
25m: 16.63 50m: 34.51 (17.88) 75m: 52.93 (18.42) 100m: 1:11.76 (18.83) 125m: 1:30.41 (18.65) 150m: 1:49.30 (18.89)
175m: 2:07.98 (18.68) 200m: 2:25.98 (18.00)



41  **Zoe Baskett**  **13 Whanganui Swimming Club** 0.59 **2:26.08**
Entry: 2:37.74 **-11.66**
25m: 16.44 50m: 33.98 (17.54) 75m: 52.01 (18.03) 100m: 1:10.95 (18.94) 125m: 1:29.32 (18.37) 150m: 1:48.61 (19.29)
175m: 2:07.67 (19.06) 200m: 2:26.08 (18.41)


42  **Piper Rogers**  **17 Tawa Swimming Club** 0.58 **2:26.19**
Entry: 2:26.48 **-0.29**
25m: 15.96 50m: 33.14 (17.18) 75m: 51.24 (18.10) 100m: 1:09.71 (18.47) 125m: 1:29.12 (19.41) 150m: 1:48.30 (19.18)
175m: 2:07.46 (19.16) 200m: 2:26.19 (18.73)



43  **Maggie Harper**  **13 Trojans Swim Club** 0.77 **2:26.56**
Entry: 2:37.91 **-11.35**
25m: 16.43 50m: 33.94 (17.51) 75m: 52.59 (18.65) 100m: 1:11.66 (19.07) 125m: 1:30.70 (19.04) 150m: 1:49.77 (19.07)
175m: 2:08.88 (19.11) 200m: 2:26.56 (17.68)



44  **Scarlett Wadham**  **15 Carterton Swimming Club** 0.71 **2:26.84**
Entry: 2:26.09 **+0.75**
25m: 16.16 50m: 33.93 (17.77) 75m: 52.44 (18.51) 100m: 1:11.31 (18.87) 125m: 1:30.23 (18.92) 150m: 1:49.78 (19.55)
175m: 2:08.58 (18.80) 200m: 2:26.84 (18.26)

45  **Amelia McEwan**  **13 Mt Maunganui Swimming Club** 0.64 **2:27.40**
Entry: 2:28.10 **-0.70**
25m: 16.04 50m: 33.21 (17.17) 75m: 51.37 (18.16) 100m: 1:10.41 (19.04) 125m: 1:29.71 (19.30) 150m: 1:49.46 (19.75)
175m: 2:08.76 (19.30) 200m: 2:27.40 (18.64)



46  **Zyanja Rudge**  **15 Enterprise Swim Team** 0.71 **2:27.47**
Entry: 2:32.71 **-5.24**
25m: 16.44 50m: 34.09 (17.65) 75m: 52.03 (17.94) 100m: 1:10.58 (18.55) 125m: 1:29.55 (18.97) 150m: 1:48.94 (19.39)
175m: 2:08.64 (19.70) 200m: 2:27.47 (18.83)



47  **Sylvie Gardner**  **17 Northwave Swim Club** 0.55 **2:27.49**
Entry: 2:25.29 **+2.20**
25m: 16.48 50m: 33.68 (17.20) 75m: 51.90 (18.22) 100m: 1:10.38 (18.48) 125m: 1:30.10 (19.72) 150m: 1:49.32 (19.22)
175m: 2:09.15 (19.83) 200m: 2:27.49 (18.34)



48  **Rachel Pui**  **14 Whanganui Swimming Club** 0.73 **2:27.79**
Entry: 2:32.99 **-5.20**
25m: 16.63 50m: 34.96 (18.33) 75m: 53.05 (18.09) 100m: 1:12.13 (19.08) 125m: 1:31.47 (19.34) 150m: 1:50.70 (19.23)
175m: 2:09.70 (19.00) 200m: 2:27.79 (18.09)

49  **Gemma Hay**  **15 Hamilton Aquatics** 0.69 **2:27.91**
Entry: 2:30.80 **-2.89**
25m: 16.90 50m: 34.80 (17.90) 75m: 52.98 (18.18) 100m: 1:11.55 (18.57) 125m: 1:30.51 (18.96) 150m: 1:49.62 (19.11)
175m: 2:09.23 (19.61) 200m: 2:27.91 (18.68)




































50  **Sophia Kivileva**  **13 Wharenui Swim Club** 0.59 **2:28.03**
Entry: 2:23.29 **+4.74**
25m: 16.84 50m: 34.58 (17.74) 75m: 52.93 (18.35) 100m: 1:11.46 (18.53) 125m: 1:30.83 (19.37) 150m: 1:50.56 (19.73)
175m: 2:09.84 (19.28) 200m: 2:28.03 (18.19)

51  **Sarina Tang**  **14 St Peter's Swimming Club** 0.69 **2:28.68**
Entry: 2:28.18 **+0.50**
25m: 15.84 50m: 33.50 (17.66) 75m: 51.71 (18.21) 100m: 1:11.12 (19.41) 125m: 1:30.12 (19.00) 150m: 1:50.04 (19.92)
175m: 2:09.82 (19.78) 200m: 2:28.68 (18.86)



52  **Aimee Drennan**  **15 Jasi Swim Club** 0.67 **2:28.83**
Entry: 2:33.59 **-4.76**
25m: 16.28 50m: 34.26 (17.98) 75m: 53.06 (18.80) 100m: 1:12.39 (19.33) 125m: 1:31.92 (19.53) 150m: 1:51.45 (19.53)
175m: 2:10.50 (19.05) 200m: 2:28.83 (18.33)



53  **Meeka Mills**  **13 Pukekohe Swimming Club** 0.67 **2:28.98**
Entry: 2:27.26 **+1.72**

25m: 16.41 50m: 34.25 (17.84) 75m: 53.03 (18.78) 100m: 1:11.87 (18.84) 125m: 1:31.28 (19.41) 150m: 1:50.99 (19.71)
175m: 2:09.98 (18.99) 200m: 2:28.98 (19.00)



54	 Lauren Crawford	15	 Porirua City Aquatics	0.78	2:29.39 Entry: 2:28.18 +1.21
25m: 16.35 50m: 34.40 (18.05) 75m: 53.22 (18.82) 100m: 1:12.61 (19.39) 125m: 1:32.18 (19.57) 150m: 1:51.61 (19.43) 175m: 2:11.04 (19.43) 200m: 2:29.39 (18.35)					
55	 Vienna O'Connor (V)	13	 Nepean Swim Club NSW	0.66	2:29.55 Entry: 2:31.05 -1.50
25m: 16.44 50m: 34.47 (18.03) 75m: 53.12 (18.65) 100m: 1:12.41 (19.29) 125m: 1:31.80 (19.39) 150m: 1:51.44 (19.64) 175m: 2:10.72 (19.28) 200m: 2:29.55 (18.83)					
56	 Helen Brightwell	15	 Tawa Swimming Club	0.62	2:29.57 Entry: 2:31.31 -1.74
25m: 16.83 50m: 34.45 (17.62) 75m: 52.61 (18.16) 100m: 1:11.44 (18.83) 125m: 1:30.61 (19.17) 150m: 1:50.35 (19.74) 175m: 2:10.15 (19.80) 200m: 2:29.57 (19.42)					
57	 Violet Carter	15	 Ice Breaker Aquatics	0.71	2:29.65 Entry: 2:28.69 +0.96
25m: 16.83 50m: 35.28 (18.45) 75m: 54.31 (19.03) 100m: 1:13.63 (19.32) 125m: 1:32.41 (18.78) 150m: 1:51.75 (19.34) 175m: 2:10.91 (19.16) 200m: 2:29.65 (18.74)					
58	 Ashley Calcott	17	 St Paul's Swimming Club	0.67	2:30.29 Entry: 2:29.37 +0.92
25m: 16.93 50m: 35.04 (18.11) 75m: 53.57 (18.53) 100m: 1:12.99 (19.42) 125m: 1:32.05 (19.06) 150m: 1:51.34 (19.29) 175m: 2:11.08 (19.74) 200m: 2:30.29 (19.21)					
59	 Cayleigh Blackburn	16	 Waterhole Swimming	0.75	2:30.58 Entry: 2:31.25 -0.67
25m: 16.76 50m: 34.45 (17.69) 75m: 53.23 (18.78) 100m: 1:12.95 (19.72) 125m: 1:32.42 (19.47) 150m: 1:51.89 (19.47) 175m: 2:11.66 (19.77) 200m: 2:30.58 (18.92)					
60	 Vanzin McManus	14	 Club 37	0.70	2:30.81 Entry: 2:29.23 +1.58
25m: 16.09 50m: 33.71 (17.62) 75m: 52.18 (18.47) 100m: 1:11.16 (18.98) 125m: 1:30.87 (19.71) 150m: 1:50.98 (20.11) 175m: 2:10.96 (19.98) 200m: 2:30.81 (19.85)					
61	 Elesiya Badenhorst	13	 St Peter's Swimming Club	0.69	2:30.87 Entry: 2:30.64 +0.23
25m: 16.30 50m: 34.60 (18.30) 75m: 53.76 (19.16) 100m: 1:13.06 (19.30) 125m: 1:32.64 (19.58) 150m: 1:52.30 (19.66) 175m: 2:12.14 (19.84) 200m: 2:30.87 (18.73)					
62	 Keira Watt	13	 Wharenui Swim Club	0.69	2:30.91 Entry: 2:32.34 -1.43
25m: 16.53 50m: 34.68 (18.15) 75m: 53.45 (18.77) 100m: 1:13.05 (19.60) 125m: 1:32.65 (19.60) 150m: 1:52.65 (20.00) 175m: 2:11.89 (19.24) 200m: 2:30.91 (19.02)					
63	 Ayla Church	14	 Pukekohe Swimming Club	0.70	2:31.02 Entry: 2:30.57 +0.45
25m: 16.33 50m: 34.45 (18.12) 75m: 53.38 (18.93) 100m: 1:13.06 (19.68) 125m: 1:32.64 (19.58) 150m: 1:52.02 (19.38) 175m: 2:11.95 (19.93) 200m: 2:31.02 (19.07)					
64	 Tayla Cox	15	 Wharenui Swim Club	0.67	2:31.16 Entry: 2:34.56 -3.40
25m: 16.98 50m: 34.96 (17.98) 75m: 54.04 (19.08) 100m: 1:12.97 (18.93) 125m: 1:32.33 (19.36) 150m: 1:52.19 (19.86) 175m: 2:12.17 (19.98) 200m: 2:31.16 (18.99)					
65	 Renee Li	14	 Parnell Swimming	0.86	2:31.23 Entry: 2:26.43 +4.80
25m: 16.55 50m: 34.38 (17.83) 75m: 52.64 (18.26) 100m: 1:11.73 (19.09) 125m: 1:31.13 (19.40) 150m: 1:51.20 (20.07) 175m: 2:11.51 (20.31) 200m: 2:31.23 (19.72)					
66	 Yueran Shen	13	 Tawa Swimming Club	0.53	2:31.62 Entry: 2:35.39 -3.77
25m: 16.64 50m: 34.84 (18.20) 75m: 53.44 (18.60) 100m: 1:12.61 (19.17) 125m: 1:32.26 (19.65) 150m: 1:52.24 (19.98) 175m: 2:11.97 (19.73) 200m: 2:31.62 (19.65)					
67	 Ryleigh Dorricott	13	 Whanganui Swimming Club	0.73	2:31.87 Entry: 2:33.50 -1.63
25m: 17.59 50m: 36.01 (18.42) 75m: 55.17 (19.16) 100m: 1:14.86 (19.69) 125m: 1:34.55 (19.69) 150m: 1:54.52 (19.97) 175m: 2:13.72 (19.20) 200m: 2:31.87 (18.15)					
68	 Eivi Isles	13	 Kiwi ASC	0.69	2:32.35 Entry: 2:31.10 +1.25
25m: 17.30 50m: 35.73 (18.43) 75m: 54.51 (18.78) 100m: 1:13.98 (19.47) 125m: 1:33.51 (19.53) 150m: 1:53.35 (19.84) 175m: 2:13.19 (19.84) 200m: 2:32.35 (19.16)					
69	 Mackenzie Wright	14	 Raumati Swimming Club	0.76	2:32.41 Entry: 2:28.15 +4.26
25m: 16.50 50m: 34.04 (17.54) 75m: 52.33 (18.29) 100m: 1:11.11 (18.78) 125m: 1:30.04 (18.93) 150m: 1:50.87 (20.83) 175m: 2:12.08 (21.21) 200m: 2:32.41 (20.33)					
70	 Megan Scott	15	 Swim Timaru	0.70	2:32.83 Entry: 2:30.79 +2.04
25m: 16.77 50m: 35.22 (18.45) 75m: 54.27 (19.05) 100m: 1:13.95 (19.68) 125m: 1:33.57 (19.62) 150m: 1:53.31 (19.74) 175m: 2:12.98 (19.67) 200m: 2:32.83 (19.85)					
71	 Charlotte Willoughby	13	 Comet Swim Club	0.71	2:33.10 Entry: 2:33.21 -0.11

25m: 15.93 50m: 33.72 (17.79) 75m: 52.42 (18.70) 100m: 1:11.85 (19.43) 125m: 1:31.98 (20.13) 150m: 1:52.34 (20.36)
175m: 2:12.92 (20.58) 200m: 2:33.10 (20.18)



72	 Lara Bradford	15	 Wanaka Swimming Club	0.73	2:33.58 Entry: 2:32.84 +0.74
25m: 17.64 50m: 36.57 (18.93) 75m: 56.03 (19.46) 100m: 1:15.61 (19.58) 125m: 1:35.51 (19.90) 150m: 1:55.32 (19.81) 175m: 2:14.99 (19.67) 200m: 2:33.58 (18.59)					



73	 Joanna Li	14	 North Shore Swimming Club	0.77	2:33.91 Entry: 2:32.49 +1.42
25m: 16.86 50m: 35.21 (18.35) 75m: 53.68 (18.47) 100m: 1:13.33 (19.65) 125m: 1:33.01 (19.68) 150m: 1:53.81 (20.80) 175m: 2:14.17 (20.36) 200m: 2:33.91 (19.74)					


74	 Keisha Old	14	 Tasman Swim Club	0.75	2:34.10 Entry: 2:29.76 +4.34
25m: 16.30 50m: 34.84 (18.54) 75m: 53.74 (18.90) 100m: 1:13.92 (20.18) 125m: 1:34.08 (20.16) 150m: 1:54.29 (20.21) 175m: 2:14.62 (20.33) 200m: 2:34.10 (19.48)					

75	 Madison Dettling	14	 North Shore Swimming Club	0.71	2:34.11 Entry: 2:33.14 +0.97
25m: 16.74 50m: 34.66 (17.92) 75m: 54.06 (19.40) 100m: 1:13.88 (19.82) 125m: 1:34.05 (20.17) 150m: 1:53.94 (19.89) 175m: 2:14.66 (20.72) 200m: 2:34.11 (19.45)					



76	 Keira Van Der Heijden	16	 Selwyn Swim Club	0.75	2:34.20 Entry: 2:28.18 +6.02
25m: 16.92 50m: 35.52 (18.60) 75m: 54.42 (18.90) 100m: 125m: 1:33.65 (1:33.65) 150m: 175m: 2:14.61 (2:14.61) 200m: 2:34.20 (19.59)					



77	 Milla Tuohy	15	 Coast Swimming Club	0.76	2:34.41 Entry: 2:32.80 +1.61
25m: 16.94 50m: 35.33 (18.39) 75m: 54.85 (19.52) 100m: 1:14.84 (19.99) 125m: 1:34.42 (19.58) 150m: 1:54.70 (20.28) 175m: 2:15.04 (20.34) 200m: 2:34.41 (19.37)					



78	 Kaia Prince	14	 Aquabladz NP	0.71	2:34.69 Entry: 2:33.98 +0.71
25m: 17.13 50m: 35.43 (18.30) 75m: 54.67 (19.24) 100m: 1:14.22 (19.55) 125m: 1:34.38 (20.16) 150m: 1:55.00 (20.62) 175m: 2:15.31 (20.31) 200m: 2:34.69 (19.38)					



79	 Elsie Brown	15	 Coast Swimming Club	0.75	2:34.89 Entry: 2:28.40 +6.49
25m: 16.90 50m: 35.34 (18.44) 75m: 54.63 (19.29) 100m: 1:14.41 (19.78) 125m: 1:34.30 (19.89) 150m: 1:54.43 (20.13) 175m: 2:14.69 (20.26) 200m: 2:34.89 (20.20)					



80	 Khloe Spooner	14	 Selwyn Swim Club	0.68	2:35.08 Entry: 2:33.84 +1.24
25m: 16.93 50m: 35.13 (18.20) 75m: 54.24 (19.11) 100m: 1:13.74 (19.50) 125m: 1:34.08 (20.34) 150m: 1:54.53 (20.45) 175m: 2:15.31 (20.78) 200m: 2:35.08 (19.77)					



81	 Kaylee Smith	15	 St Paul's Swimming Club	0.68	2:36.70 Entry: 2:31.99 +4.71
25m: 17.15 50m: 35.79 (18.64) 75m: 55.65 (19.86) 100m: 1:15.36 (19.71) 125m: 1:35.47 (20.11) 150m: 1:55.68 (20.21) 175m: 2:16.60 (20.92) 200m: 2:36.70 (20.10)					

82	 Chloe Gladwin	s19 18	 Whakatane Swimming Club	0.73 1075	2:37.41 Entry: 2:40.98 -3.57
25m: 17.69 50m: 37.00 (19.31) 75m: 56.51 (19.51) 100m: 1:16.88 (20.37) 125m: 1:37.15 (20.27) 150m: 1:58.21 (21.06) 175m: 2:17.99 (19.78) 200m: 2:37.41 (19.42)					

83	 Alexis Farniloe	13	 Whangarei Swim Club	0.69	2:38.04 Entry: 2:37.48 +0.56
25m: 16.97 50m: 35.28 (18.31) 75m: 54.87 (19.59) 100m: 1:15.39 (20.52) 125m: 1:36.08 (20.69) 150m: 1:57.20 (21.12) 175m: 2:17.83 (20.63) 200m: 2:38.04 (20.21)					

84	 Avianna Liu	13	 Phoenix Aquatics	0.74	2:38.44 Entry: 2:33.66 +4.78
25m: 17.84 50m: 36.87 (19.03) 75m: 56.18 (19.31) 100m: 1:16.23 (20.05) 125m: 1:36.59 (20.36) 150m: 1:57.34 (20.75) 175m: 2:18.27 (20.93) 200m: 2:38.44 (20.17)					

85	 Summer-Rose Watson	14	 North Shore Swimming Club	0.71	2:38.54 Entry: 2:34.35 +4.19
25m: 17.04 50m: 35.71 (18.67) 75m: 55.77 (20.06) 100m: 1:16.38 (20.61) 125m: 1:36.90 (20.52) 150m: 1:57.71 (20.81) 175m: 2:18.71 (21.00) 200m: 2:38.54 (19.83)					

-	 Charlotte Devoy	15	 Mt Maunganui Swimming Club	0.72	DSQ
---	--	----	--	------	-----